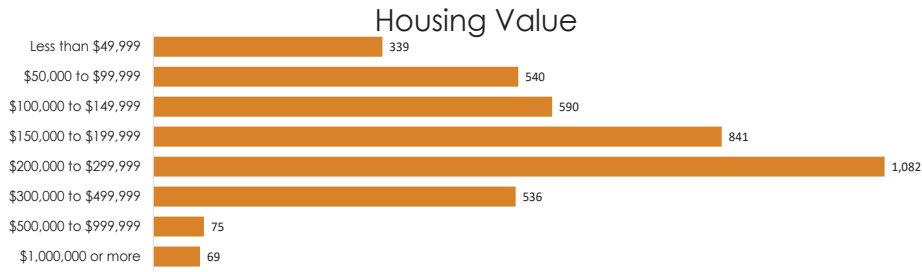
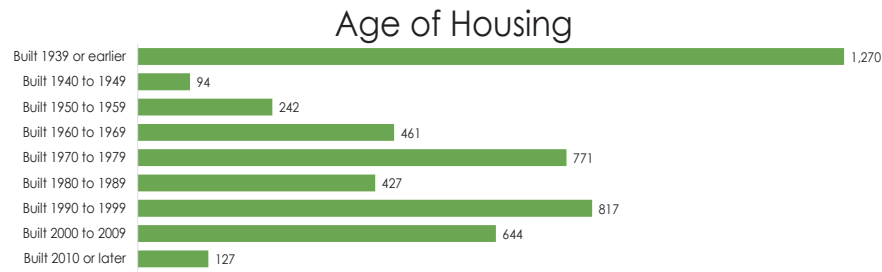


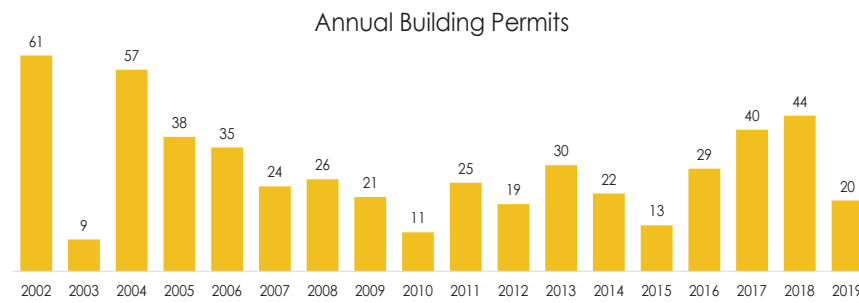
Housing

Existing Housing

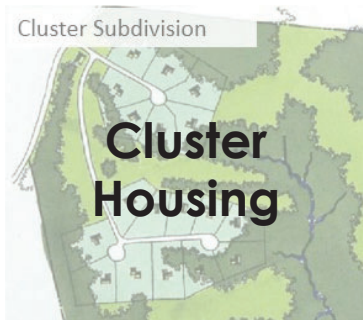


Housing Needs

The average annual building permits issued in Jasper County since 2000 is approximately 30 units. If this average number of building permits is extrapolated to 2040, it can be determined that Jasper County will need 920 new housing units by 2040. To accommodate projected population growth Jasper County will need between 717 and 1,245 new housing units by 2040.



Non-traditional Housing Types



Housing Affordability Ranges: Jasper County

Income Range	Households in those income ranges	Affordable Range for Owner Units	Number of Owner Units	Affordable Range of Renter Units	Number of Renter Units	Total Units	Balance
\$0-24,999	2,099	\$0-49,999	921	\$0-399	888	1,809	-290
\$25K-49,999	3,820	\$50,000-124,999	3,360	\$400-799	2,494	5,854	2,034
\$50,K-74,999	2,018	\$125,000-199,999	2,327	\$800-1249	418	2,745	727
\$75,K-99,999	1,723	\$200,000-249,999	2,022	\$1250-1499	33	2,055	332
\$100,K-149,999	3,590	\$250,000-300,000	1,343	\$1500-1999	26	1,369	-2,221
\$150,000+	1,187	\$300,000+	570	\$2000+	35	605	-582

Source: U.S. Census Bureau, 2015; RDG Planning & Design

- Jasper County has a shortage of housing for those households making less than \$25,000 and more than \$100,000.
- This means a lot of residents are competing for rental units priced below \$800 a month or for housing priced over \$125,000

Housing Goals + Objectives

HS: Provide a variety of attractive housing options for residents, accommodating all income levels and all stages of life

Objectives

HS-1: Allow innovative and creative housing designs that accommodate the public's changing needs and preferences, while maintaining the county's character

HS-2: Increase the availability of housing targeted toward households earning more than the county's median income

HS-3: Ensure the housing stock is safe and attractive

HS-4: Promote, incentivize, and facilitate housing development opportunities

